

TEST #2 @ 150 pointsWrite neatly. Show all work. **Write all proofs on separate paper. Label each exercise.**1. Prove the following: *If a function f is differentiable at a point a , then it is continuous at a .*

2. Prove the following formula:

$$\frac{d}{dx}(\sin x) = \cos x$$

3. Find the derivative of each function and simplify as much as possible.

You may use logarithmic differentiation when you find it necessary.

a) $y = (x^2 + \cos x + 1)^3$

d) $y = \theta^{-2} \sin^2(\theta^3)$

b) $s = \frac{\sqrt{t}}{1 + \sqrt{t}}$

e) $r = \ln(3x) + 10e^{-\frac{x}{2}}$

c) $f(x) = 2x\sqrt{\sin x}$

f) $y = (x+1)^x$

4. Find the slope of the curve at the given point.

$$y^2 + x^2 = y^4 - 2x \quad \text{at } (-2, 1).$$

5. Find the critical numbers for the following functions:

a) $f(x) = \sqrt[3]{x^2 - x}$

b) $f(x) = x - 2 \sin x$ on $[0, 2\pi]$

6. Find the absolute minimum and maximum values for the following functions on the given interval:

a) $f(x) = \frac{1}{x} + \ln x, x \in [0.5, 4]$

b) $g(\theta) = \sin \theta, -\frac{\pi}{2} \leq \theta \leq \frac{5\pi}{6}$

7) Let $f(x) = xe^{-x}$. Do the following:

- Graph the following function. Show: end behavior, behavior near vertical asymptotes (if any), intercepts, first and second derivative. Show all work and organize the information in a table, as we did in class. Label all points used.
- What are the maximum and minimum values of the function?
- What are the inflection points?
- On what interval(s) is the function increasing? Decreasing?
- On what interval(s) is the function concave up? Down?

8) Find the following limits:

a) $\lim_{x \rightarrow \infty} (\ln 2x - \ln(x+1))$

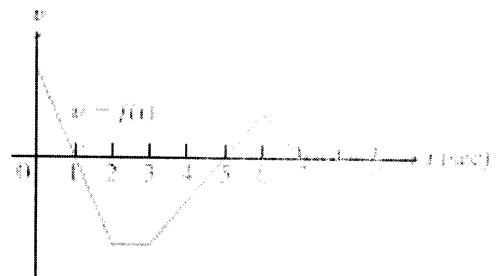
b) $\lim_{x \rightarrow 0} (1 - 2x)^{\frac{1}{x}}$

c) $\lim_{x \rightarrow 0^+} \sqrt{x} \ln x$

9. A particle moves along the parabola $y = x^2$ in the first quadrant in such a way that its x-coordinate (measured in meters) increases at a steady 10 m/sec. How fast is the angle of inclination θ of the line joining the particle to the origin changing when $x = 3$ m?

10. The accompanying figure shows the velocity $v = f(t)$ of a particle moving on a coordinate line.

- a) When does the particle move forward? Move backward?
- b) When does the particle speed up? Speed down?
- c) When is the particle's acceleration positive? Negative? Zero?
- d) When does the particle move at its greatest speed?
- e) When does the particle stand still for more than an instant?



11. Suppose that the revenue is $r(x) = 9x$ and the cost of producing the items is $c(x) = x^3 - 6x^2 + 15x$, where x represents thousands of units. Is there a production level that maximizes profit? If so, what is it?

Extra Credit

#1@3 points

Suppose the length of time, L , (in hours) that a drug stays in a person's system is a function of the dose or quantity administered, q , in mg. We have $L = f(q)$.

- a) Interpret the statement $f(10) = 6$. Give units for 10 and for 6.
- b) If $f'(10) = 0.5$, what are the units of 0.5?
- c) Clearly interpret the statement $f'(10) = 0.5$ in terms of dose and duration.

#2@3 points

Find a formula for the derivative of $(fgh)(x)$ in terms of the derivative of f , the derivative of g , and the derivative of h .

TEST 2 - SOLUTIONS

① Given: f -diff. at "a"
 Prove f -cont. at "a"

Proof

We need to show that
 $\lim_{x \rightarrow a} f(x) = f(a)$

We know f diff. at "a" \Rightarrow

$$f'(a) = \lim_{x \rightarrow a} \frac{f(x) - f(a)}{x - a} \text{ exists}$$

$$\text{Let } f(x) - f(a) = \frac{f(x) - f(a)}{x - a} \cdot (x - a)$$

true for any $x \neq a$

$$\lim_{x \rightarrow a} (f(x) - f(a)) =$$

$$= \lim_{x \rightarrow a} \frac{f(x) - f(a)}{x - a} \cdot \lim_{x \rightarrow a} (x - a)$$

$$= f'(a) \cdot 0$$

$$= 0$$

$$\text{So } \lim_{x \rightarrow a} (f(x) - f(a)) = 0 \Rightarrow$$

$$\lim_{x \rightarrow a} f(x) - f(a) = 0 \Rightarrow$$

$$\lim_{x \rightarrow a} f(x) = f(a) \Rightarrow$$

f continuous at a

② $\frac{d}{dx} (\sin x) = \cos x$
Proof

$$\text{Let } f(x) = \sin x$$

$$\text{Then } f'(x) = \lim_{h \rightarrow 0} \frac{f(x+h) - f(x)}{h}$$

$$= \lim_{h \rightarrow 0} \frac{\sin(x+h) - \sin x}{h}$$

$$= \lim_{h \rightarrow 0} \frac{\sin x \cosh + \sinh \cos x - \sin x}{h}$$

$$= \lim_{h \rightarrow 0} \frac{\sin x (\cosh - 1) + \sinh \cos x}{h}$$

$$= \lim_{h \rightarrow 0} \frac{\sin x (\cosh - 1)}{h} + \lim_{h \rightarrow 0} \frac{\sinh \cos x}{h}$$

$$= \sin x \lim_{h \rightarrow 0} \frac{\cosh - 1}{h} + \cos x \lim_{h \rightarrow 0} \frac{\sinh}{h}$$

$$= \sin x \cdot 0 + \cos x \cdot 1$$

$$= \cos x$$

Therefore,

$$\frac{d}{dx} (\sin x) = \cos x$$

$$(3) (a) y = (x^2 + \cos x + 1)^3^{-2}$$

$$y' = 3(x^2 + \cos x + 1)^2 (2x - \sin x)$$

$$(b) S = \frac{\sqrt{t}}{1+\sqrt{t}}$$

Method I

$$S' = \frac{\frac{1}{2\sqrt{t}}(1+\sqrt{t}) - \sqrt{t} \left(\frac{1}{2\sqrt{t}}\right)}{(1+\sqrt{t})^2}$$

$$= \frac{\frac{1+\sqrt{t}}{2\sqrt{t}} - \frac{1}{2}}{(1+\sqrt{t})^2} = \frac{\frac{1+\sqrt{t}-\sqrt{t}}{2\sqrt{t}}}{(1+\sqrt{t})^2}$$

$$S' = \frac{1}{2\sqrt{t}(1+\sqrt{t})^2}$$

Method II $S = \frac{\sqrt{t} + 1 - 1}{1 + \sqrt{t}}$

$$S = 1 - \frac{1}{1+\sqrt{t}}$$

$$S' = -\frac{-\frac{1}{2\sqrt{t}}}{(1+\sqrt{t})^2} = \frac{1}{2\sqrt{t}(1+\sqrt{t})^2}$$

$$(c) f(x) = 2x\sqrt{\sin x}$$

$$f'(x) = 2\sqrt{\sin x} + 2x \cdot \frac{1}{2\sqrt{\sin x}} \cdot \cos x$$

$$f'(x) = 2\sqrt{\sin x} + \frac{x \cos x}{\sqrt{\sin x}}$$

$$f'(x) = \frac{2\sin x + x \cos x}{\sqrt{\sin x}}$$

$$(d) y = \theta^{-2} \sin^2(\theta^3)$$

$$y' = -2\theta^{-3} \sin^2(\theta^3) +$$

$$+ \theta^{-2} \cdot 2\sin(\theta^3) \cdot \cos(\theta^3) \cdot 3\theta^2$$

$$y' = -2\theta^{-3} \sin^2(\theta^3) + 6\sin(\theta^3)\cos(\theta^3)$$

$$y' = -2\theta^{-3} \sin^2(\theta^3) + 3\sin(2\theta^3)$$

$$(e) r = \ln(3x) + 10e^{-\frac{x}{2}}$$

$$r' = \frac{1}{3x} \cdot 3 + 10 \cdot e^{-\frac{x}{2}} \left(-\frac{1}{2}\right)$$

$$r' = \frac{1}{x} - 5e^{-\frac{x}{2}}$$

$$(f) y = (x+1)^x \quad / \cdot \ln$$

$$\ln y = \ln(x+1)^x$$

$$\ln y = x \ln(x+1) \quad / \cdot \frac{d}{dx}$$

$$\frac{1}{y} \cdot y' = \ln(x+1) + x \cdot \frac{1}{x+1}$$

$$y' = (x+1)^x \left(\ln(x+1) + \frac{x}{x+1} \right)$$

$$(4) \quad x^2 + y^2 = y^4 - 2x \quad \left| \cdot \frac{d}{dx} \right.$$

$$2x + 2y \cdot y' = 4y^3 y' - 2$$

$$2x + 2 = 4y^3 y' - 2y y'$$

$$x + 1 = y'(2y^3 - y)$$

$$y' = \frac{x+1}{2y^3 - y}$$

$$m = y' \Big|_{\substack{x=-2 \\ y=1}}$$

$$m = \frac{-2+1}{2(1)-1} = \frac{-1}{1} = -1$$

$$m = -1$$

$$(5) (a) \quad f(x) = \sqrt[3]{x^2 - x} = (x^2 - x)^{\frac{1}{3}} \quad x \in \mathbb{R}$$

$$f'(x) = \frac{1}{3} (x^2 - x)^{-\frac{2}{3}} (2x - 1)$$

$$f'(x) = \frac{2x - 1}{3 \sqrt[3]{(x^2 - x)^2}}$$

$$f'(x) = 0 \text{ when } 2x - 1 = 0 \\ x = \frac{1}{2}$$

$$f'(x) \text{ undefined when } \\ x^2 - x = 0 \quad \begin{cases} x=0 \\ x(x-1) = 0 \end{cases} \quad \begin{cases} x=0 \\ x=1 \end{cases}$$

$$\text{Critical numbers: } x = \frac{1}{2}, x = 0, x = 1$$

$$(b) \quad f(x) = x - 2 \sin x \\ x \in [0, 2\pi]$$

$$f'(x) = 1 - 2 \cos x$$

$$f'(x) = 0 \text{ when } 1 - 2 \cos x = 0$$

$$\cos x = \frac{1}{2}$$

$$x = \frac{\pi}{3} \text{ OR } x = 2\pi - \frac{\pi}{3}$$

$$\text{Critical numbers: } x = \frac{\pi}{3}, x = \frac{5\pi}{3}$$

$$(6) (a) \quad f(x) = \frac{1}{x} + \ln x, \quad x \in [0.5, 4]$$

1st - Find the critical numbers

$$f'(x) = -\frac{1}{x^2} + \frac{1}{x}$$

$$f'(x) = \frac{x-1}{x^2}$$

$$f'(x) = 0 \text{ when } x = 1 \text{ (CP)}$$

$$f'(x) \text{ undefined when } x = 0, \\ \text{but } 0 \notin [0.5, 4]$$

2nd Evaluate f at the C.P. and end points

$$f(0.5) = \frac{1}{0.5} + \ln(0.5) = 2 - \ln 2 \approx 1.3$$

$$f(1) = 1 + \ln 1 = 1$$

$$f(4) = \frac{1}{4} + \ln 4 \approx 1.6$$

Abs. min is 1 when $x = 1$

Abs. max. is $\frac{1}{4} + \ln 4$ when $x = 4$

(b) $g(\theta) = \sin \theta, -\frac{\pi}{2} \leq \theta \leq \frac{5\pi}{6}$

1st Find the critical numbers

$g'(\theta) = \cos \theta$

$\cos \theta = 0$ when

$\theta = \frac{\pi}{2} + k\pi, k \in \mathbb{Z}$

$k = -1, \theta = -\frac{\pi}{2}$ (C.P.)

$k = 0, \theta = \frac{\pi}{2}$ (C.P.)

2nd evaluate g at C.P. and endpoints.

$g(-\frac{\pi}{2}) = \sin(-\frac{\pi}{2}) = -1$

$g(\frac{\pi}{2}) = \sin(\frac{\pi}{2}) = 1$

$g(\frac{5\pi}{6}) = \sin \frac{5\pi}{6} = \sin \frac{\pi}{6} = \frac{1}{2}$

So Abs min is -1 when $x = -\frac{\pi}{2}$

Abs. max. is 1 when $x = \frac{\pi}{2}$

(7) $f(x) = xe^x$

x	$-\infty$	0	1	2	∞
f'	+	+	+	0	-
f	$-\infty$	0	$\boxed{e^{-1}}$ max	$2e^{-2}$	$y=0$ H.A.
f''	-	-	-	0	+

(f) Domain: $x \in \mathbb{R}$
 $x=0, y=0: (0,0)$

$\lim_{x \rightarrow \infty} f(x) = \lim_{x \rightarrow \infty} xe^{-x} = \infty \cdot 0!$

$= \lim_{x \rightarrow \infty} \frac{x}{e^x} = \frac{\infty}{\infty}$ (1/H)

$= \lim_{x \rightarrow \infty} \frac{1}{e^x} = \frac{1}{\infty} = 0$

so $y=0$ H.A. when $x \rightarrow \infty$

$\lim_{x \rightarrow -\infty} f(x) = \lim_{x \rightarrow -\infty} xe^{-x}$
 $= -\infty \cdot e^{\infty} = -\infty \cdot \infty$
 $= -\infty$

(f') $f'(x) = e^x + xe^{-x}(-1)$

$f'(x) = e^{-x}(1-x)$

$f'(x) = 0$ when $x=1$ ($e^{-x} \neq 0$)
 $f(1) = e^{-1}$

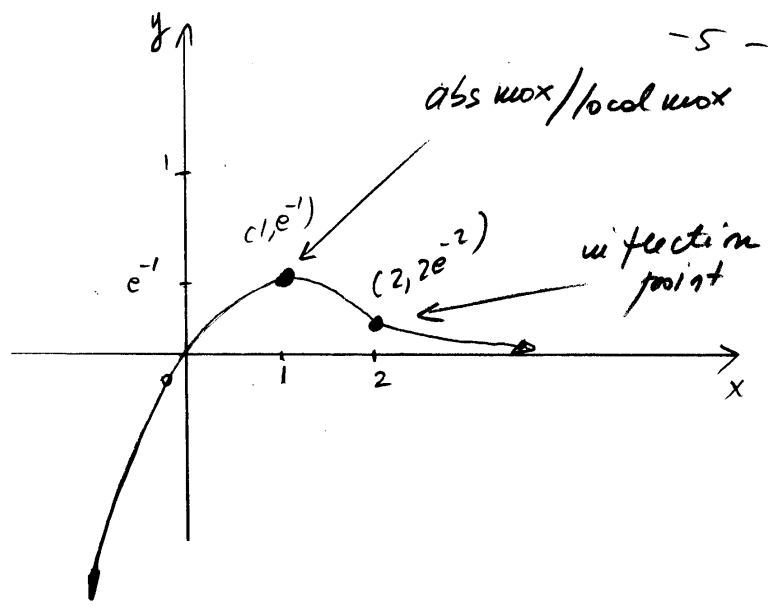
The sign of f' is given by the sign of $y=1-x$
 ($e^{-x} > 0$, any x) $\xrightarrow{++ \quad --}$

(f'') $f''(x) = e^{-x}(-1) - e^{-x}(1-x)$

$f''(x) = e^{-x}(x-2)$

$f''(x) = 0$ when $x=2$
 $f(2) = 2e^{-2}$

The sign of f'' is given by the sign of $y=x-2$
 $\xrightarrow{- \quad +}$



$$\begin{aligned} \lim_{x \rightarrow 0} \frac{1}{x} \ln(1-2x) &= \\ &= \lim_{x \rightarrow 0} \frac{\ln(1-2x)}{x} = \frac{0}{0} \text{ (1/4)} \\ &= \lim_{x \rightarrow 0} \frac{\frac{-2}{1-2x}}{1} \\ &= \lim_{x \rightarrow 0} \frac{-2}{1-2x} = \frac{-2}{1} = -2 \end{aligned}$$

(P)

$$(a) \lim_{x \rightarrow \infty} (\ln 2x - \ln(x+1)) =$$

Therefore,

$$\lim_{x \rightarrow 0} (1-2x)^{\frac{1}{x}} = e^{-2}$$

$$\begin{aligned} &= \lim_{x \rightarrow \infty} \ln \frac{2x}{x+1} \\ &= \ln \left(\lim_{x \rightarrow \infty} \frac{2x}{x+1} \right) \leftarrow \frac{\infty}{\infty} \text{ (1/4)} \\ &= \ln \left(\lim_{x \rightarrow \infty} \frac{2}{1} \right) = \ln 2 \end{aligned}$$

(c) $\lim_{x \rightarrow 0^+} \sqrt{x} \ln x = 0 \cdot (-\infty)$

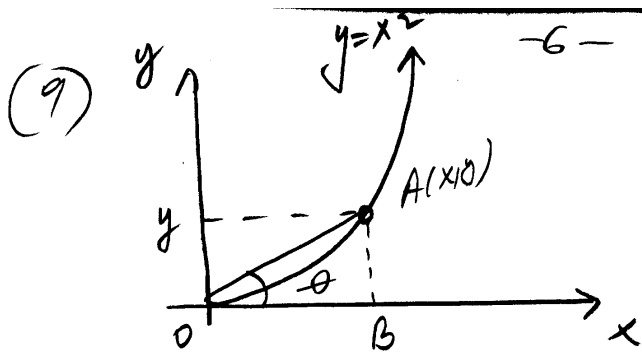
$$\begin{aligned} &= \lim_{x \rightarrow 0^+} \frac{\ln x}{\frac{1}{\sqrt{x}}} = \frac{\infty}{\infty} \text{ (1/Hopital)} \\ &= \lim_{x \rightarrow 0^+} \frac{\frac{1}{x}}{-\frac{1}{2}x^{-\frac{3}{2}}} \\ &= \lim_{x \rightarrow 0^+} -2x^{\frac{3}{2}-1} \\ &= \lim_{x \rightarrow 0^+} -2x^{\frac{1}{2}} = -2(0) = 0 \end{aligned}$$

(b) $\lim_{x \rightarrow 0} (1-2x)^{\frac{1}{x}} =$

$$\begin{aligned} &= \lim_{x \rightarrow 0} e^{\ln(1-2x)^{\frac{1}{x}}} \\ &= \lim_{x \rightarrow 0} e^{\frac{1}{x} \ln(1-2x)} \\ &= e^{\lim_{x \rightarrow 0} \frac{1}{x} \ln(1-2x)} \end{aligned}$$

so $\lim_{x \rightarrow 0^+} \sqrt{x} \ln x = 0$

Calculate $\lim_{x \rightarrow 0} \frac{1}{x} \ln(1-2x)$



-6-

Method I

$$\Delta OAB: \tan \theta = x$$

$$\text{so } \theta = \tan^{-1} x \quad \left| \cdot \frac{d}{dt} \right.$$

$$\frac{d\theta}{dt} = \frac{1}{1+x^2} \cdot \frac{dx}{dt}$$

$$\frac{d\theta}{dt} = \frac{1}{1+3^2} \cdot (10)$$

$$\frac{d\theta}{dt} = 1 \text{ rad/sec}$$

given: $\frac{dx}{dt} = 10 \text{ m/sec}$

find $\frac{d\theta}{dt} = ?$

Solution

Method II

$$\Delta OAB: \tan \theta = \frac{y}{x}$$

$$\tan \theta = \frac{x^2}{x}$$

$$\tan \theta = x \quad \left| \cdot \frac{d}{dt} \right.$$

$$\sec^2 \theta \cdot \frac{d\theta}{dt} = \frac{dx}{dt} \Rightarrow$$

$$\frac{d\theta}{dt} = \cos^2 \theta \cdot \frac{dx}{dt}$$

when $x=3, y=9$

so $OB=3, AB=9, \text{ and}$

$$OA = \sqrt{9+81} = 3\sqrt{10}$$

so $\cos \theta = \frac{OB}{OA} = \frac{3}{3\sqrt{10}} = \frac{1}{\sqrt{10}}$

Then $\frac{d\theta}{dt} = \frac{1}{10} \cdot 10$

$$\frac{d\theta}{dt} = 1 \text{ rad/sec}$$

(10) (a) Particle moves forward when $v > 0$:

$$t \in [0, 1) \cup (5, 7)$$

Particle moves backward when $v < 0$:

$$t \in (1, 5)$$

(b) Particle speeds up when v and a have the same sign:

$$t \in (1, 2) \cup (5, 6)$$

Particle speeds down when v and a have opposite signs:

$$t \in [0, 1) \cup (3, 5) \cup (6, 7)$$

(c) $a = v'(t)$, so

$a > 0$ when $t \in (3, 6)$

$a < 0$ when $t \in [0, 2) \cup (6, 7)$

$a=0$ when $t \in (2,3) \cup (7,9)$

(d) $t=0$ and $t \in [2,3]$

(e) $t \in [7,9]$

(11) Let $P(x) = \text{profit}$
then $P(x) = r(x) - c(x)$

$$P(x) = -x^3 + 6x^2 - 6x$$

• Find the critical points:

$$P'(x) = -3x^2 + 12x - 6$$

$$P'(x) = 0 \text{ when } x = 2 \pm \sqrt{2}$$

• Find if $x = 2 - \sqrt{2}$ and $x = 2 + \sqrt{2}$
are min. or max.

$$P''(x) = -6x + 12$$

$$P''(2 - \sqrt{2}) = 6\sqrt{2} > 0 \Rightarrow$$

$$x = 2 - \sqrt{2} = \text{min}$$

$$P''(2 + \sqrt{2}) = -6\sqrt{2} < 0 \Rightarrow$$

$$x = 2 + \sqrt{2} = \text{max}$$

So max. profit occurs
at $x \approx 3.414$ thousand
units and $P_{\text{max}} \approx 9.657$

EXTRA CREDIT

(1) (a) $f(q) = L$

$$f(10) = 6 \text{ so we have}$$

$q = 10$ and $L = 6$, so the
units are 10 mg and 6 hrs.

The statement $f(10) = 6$
tells us that a dose of
10 mg will last for 6 hrs.

(b) $L = f(q)$

$\frac{dL}{dq}$: the derivative

its units are the units of L

over the units of q , or

hr per mg; so 0.5 hr/mg

(c) $f'(10) = 0.5$ tells us that,
at a dose of 10 mg, the
rate of change of the
duration is 0.5 hrs per mg;

If we increase the dose
by 1 mg, the drug would
stay in the body

about 30 min. longer

-8-

(2)

$$\begin{aligned}(fgh)(x) &= (fg)(x)h(x) \\ &= [f(x)g(x)] \cdot h(x)\end{aligned}$$

$$\begin{aligned}(fgh)'(x) &= (f(x)g(x))'h(x) + \\ &\quad + [f(x)g(x)] \cdot h'(x) \\ &= [f'(x)g(x) + f(x)g'(x)]h(x) + \\ &\quad + f(x)g(x)h'(x)\end{aligned}$$

so

$$\begin{aligned}(fgh)'(x) &= f'(x)g(x)h(x) + \\ &\quad + f(x)g'(x)h(x) + \\ &\quad + f(x)g(x)h'(x)\end{aligned}$$